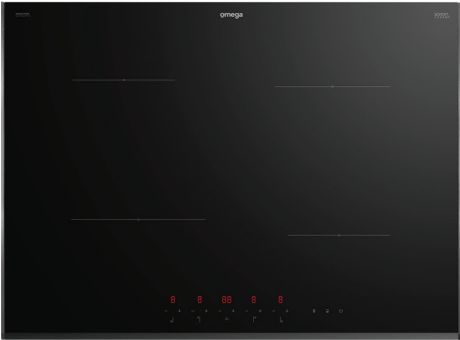


70cm Induction Cooktop

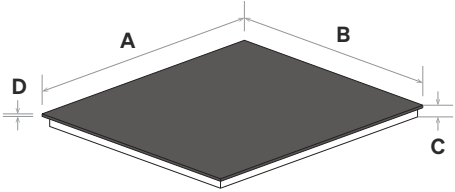
with 10 Amp Power Partitioning

<b>AESTHETICS</b>	<b>SAFETY</b>	<b>INSTALLATION, W/D (MM)</b>
Black Glass with Midnight Side Trim	Child Safety Lock	Fits a 60cm Cooktop Cut-Out
Front Bevelled Glass Edge	Automatic Pan Detection	Cut-Out: 560 × 490
Red LED Displays	Residual Heat Indicators	Power Cord Length 100cm
	120 Min. Auto Safety Shut Off	
<b>FUNCTIONALITY</b>	<b>CLEANING</b>	<b>POWER REQUIREMENTS</b>
4 × Cooking Zones	Single Piece of Glass	Power Connection 10 Amp
9 × Power Levels + Boost	Durable Schott Ceran® Ceramic Glass	Plug & Play
Front Touch Controls	No Knobs for Easy Cleaning	Rated Voltage 220–240V~
99 Minute Zone Timer		Rated Frequency 50Hz or 60Hz
		Total Power 2400W
<b>ZONE OUTPUTS</b>	<b>SIZE, W/D/H (MM)</b>	<b>ADDITIONAL DETAILS</b>
2 × Ø160mm Zone, 1200 / 1500W	Packaged: 756 × 566 × 112	Barcode 9349260096035
1 × Ø180mm Zone, 1800 / 2100W	Physical: 700 × 520 × 58	Warranty 3 Years
1 × Ø210mm Zone, 1800 / 2100W	<b>WEIGHT (KG)</b>	
	Net: 8.9 Gross: 10.9	



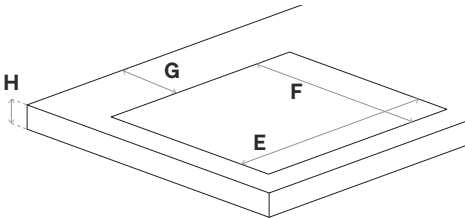
FRONT VIEW

Note: See the user manual for detailed ventilation and installation details



DIMENSIONS (MM)

A 700	B 520
C 58	D 21



MINIMUM CUT-OUT (MM)

E 560	F 490
G 50	H 30