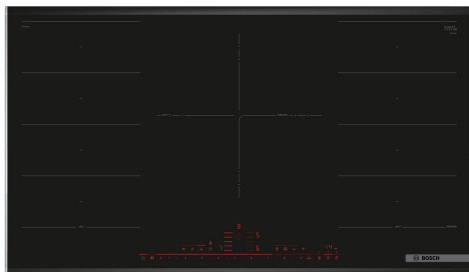


## Series 8, Flex induction cooktop, 90 cm, Black, PXV975DV1E



HEZ32WA00 Wireless food thermometer, HEZ390011 Stainless Steel roaster with glass lid, HEZ390012 Steaming Rack for Stainless Steel roaster, HEZ390090 Wok Set consisting of 3 Items, HEZ390210 System pan diameter 15 cm, HEZ390220 System pan diameter 19 cm, HEZ390230 System pan diameter 21cm, HEZ390512 Teppan Yaki (large), HEZ390522 Griddle Plate, HEZ394301 Connecting strip, HEZ9CF240 Fry pan, coated 24cm Ø, HEZ9CF280 Fry pan, coated 28cm Ø, HEZ9ES100 Espresso maker 4 cups, HEZ9FE280 Iron pan Ø 18 / 28 cm, HEZ9FF010 Flex Pan, large, HEZ9FF030 Flex Pan set, 3 pcs., HEZ9FF040 Flex Pan set, 4 pcs., HEZ9SE040 4 pieces Set, HEZ9SE060 6 pieces Set, HEZ9TY010 Teppan Yaki, HZ390011 Stainless Steel roaster with glass lid

## The FlexInduction cooktop: you can place multiple pots and pans or large cookware anywhere on the flexible cooking zone.

- **Induction Technology:** saves in average 20% energy compared to radiant technology.
- **FlexInduction:** more flexibility on your hob for large pots and pans.
- **PerfectFry:** no more worries about scorching.
- **DirectSelect Premium:** direct, simple selection of the desired cooking zone, power and additional functions.
- **Power Boost:** up to 35% faster heating compared to highest power level.

Product name/family: ..... Cooking zone ceramic  
 Built-in / Free-standing: ..... Built-in  
 Energy input: ..... Electric  
 Total number of positions that can be used at the same time: ..... 5  
 Required niche size for installation (HxWxD): 51 x 880-880 x 490-500 mm  
 Width of the appliance: ..... 916 mm  
 Dimensions (HxWxD): ..... 51x916x527 mm  
 Dimensions of the packed product (HxWxD): ... 126 x 1073 x 603 mm  
 Net weight: ..... 18.7 kg  
 Gross weight: ..... 22.9 kg  
 Residual heat indicator: ..... separate  
 Location of control panel: ..... Front  
 Basic surface material: ..... Ceramic glass  
 Color of surface: ..... Black, Alu, brushed  
 Length electrical supply cord: ..... 110.0 cm  
 EAN code: ..... 4242002944340  
 Voltage: ..... 220-240 V  
 Frequency: ..... 60; 50 Hz



## Series 8, Flex induction cooktop, 90 cm, Black, PXV975DV1E

### The FlexInduction cooktop: you can place multiple pots and pans or large cookware anywhere on the flexible cooking zone.

- 90 cm Cooktop Induction: space for 5 pots or pans. 90 cm: space for 5 pots

#### Flexibility of cooking zones

- 2 FlexZones: use cookware of any shape or size anywhere within the 40cm long zone.
- Triple ring zone: space for extra large cookware (e.g. paella pans) on the expandable cooking zone.
- Cooking zone front left: 230 mm, 200 mm, 2.2 KW (max. power 3.7 KW)
- Cooking zone rear left: 230 mm, 200 mm, 2.2 KW (max. power 3.7 KW)
- Cooking zone middle: 210 mm, 260 mm, 320 mm, 2.2 KW (max. power 3.7 KW)
- Cooking zone rear right: 230 mm, 200 mm, 2.2 KW (max power 3.7 KW)
- Cooking zone front right: 230 mm, 200 mm, 2.2 KW (max. power 3.7 KW)

#### Usage convenience

- Direct Select Premium Touch Control: directly control the power on the extra large illuminated touch bar (invisible when switched off).
- 17 power levels for each cooking zone: precisely adapt the heat with 17 power levels (9 main levels and 8 intermediate levels).
- Keep warm function - low setting for keeping food warm at the touch of a button: keep dishes warm at preset low power level.
- Timer with automatic switch off for all zones: switches off the cooking zone at the end of the time set (e.g. for boiled eggs).
- Count-down timer: an alarm sounds at the end of the time set (e.g. for pasta).
- Count-up timer: shows how much time has passed since starting the timer (e.g. for potatoes).

#### Time saving & efficiency

- Power Boost for all zones : boil water faster with up to 50% more power than at the highest standard level.
- ShortBoost function - reduce the time to heat up pans: heat up pans more quickly than at the highest standard level while protecting the pan coating.
- Move Mode - 3 Automatic Power Levels: increase or decrease the power level simply by moving the pot forwards or backwards.
- QuickStart: Quick and automatic first pot detection: when switching on, the cooktop automatically selects the cooking zone with cookware on it.
- ReStart - Quickly reinstates previous settings: in case of unintentional switch-off, restore all previous settings by switching on the cooktop again within 4 seconds.

#### Cooking assistance

- FryingSensor with 5 temperature settings: prevents scorching with the automatic temperature regulation of the integrated sensor.
- Dish assistant: easily find the right temperature setting for a certain dish via the Home Connect app.

#### Connectivity

- Remote Monitoring and Control: check if the cooktop is switched off even when not at home, and find recipes or additional functions in the Home Connect app.
- cook2hood control (with matching rangehood): automatically activates the rangehood when cooking, thanks to the WiFi connection of cooktop and suitable rangehood.

#### Design

- Stainless steel side profiles with beveled front

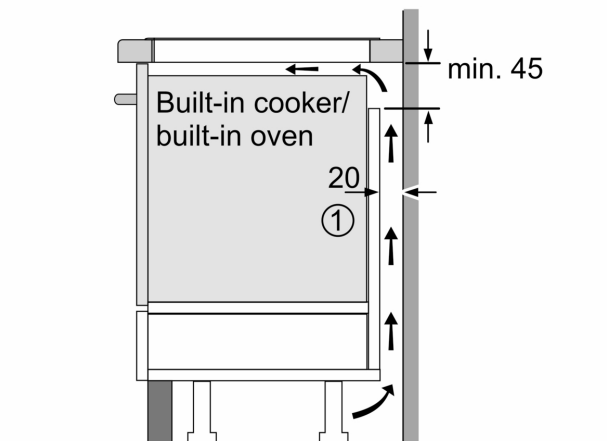
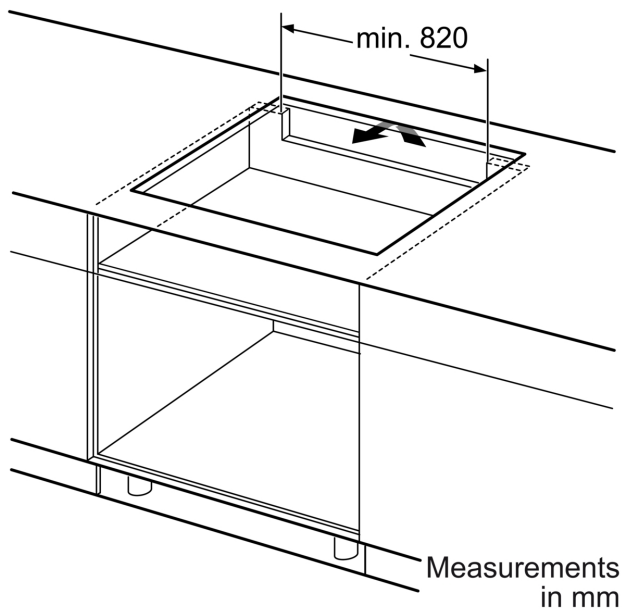
#### Safety

- Digital 2-stage residual heat indicator: indicates which cooking zones are still hot or warm.
- Childproof lock: prevent unintended activation of the cooktop.
- WipeProtection: wipe overboiled liquids without unintentionally changing settings (blocking all touch buttons for 30 seconds).
- Main switch: switch off all cooking zones at the touch of a button.
- Automatic safety switch-off: for safety reasons, heating stops after a preset time without interaction.
- Energy consumption display: shows the electricity consumption of the last cooking process.

#### Installation

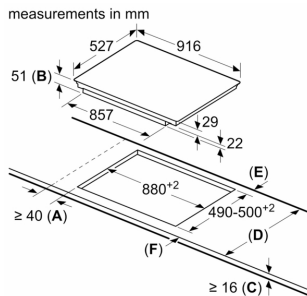
- Dimensions of the product (HxWxD mm): 51 x 916 x 527
- Required niche size for installation (HxWxD mm) : 51 x 880 x (490 - 500)
- Min. worktop thickness: 16 mm
- Connected load: 11.1 KW
- Power cord: 1.1 m, Cable included

**Series 8, Flex induction cooktop, 90 cm, Black, PXV975DV1E**



①  
Ventilation gap must  
be present

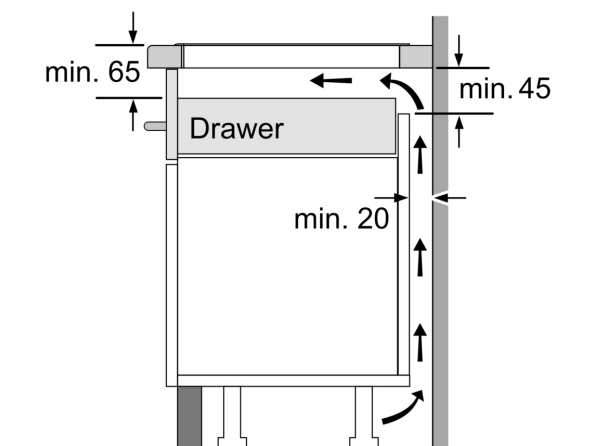
All measurements in mm



**A:** Minimum distance from the hob cut-out to the wall.  
**B:** Recessed depth.  
**C:** The clearance between the surface of the worktop and the top of the front of the oven must be 30 mm. See space requirements for the oven.

The worktop into which the hob is installed must withstand loads of approx. 60 kg; suitable substructures must be used if required.

D	E	F
585-600	50	≥ 35
> 600	≥ 50	≥ 50



Measurements in mm