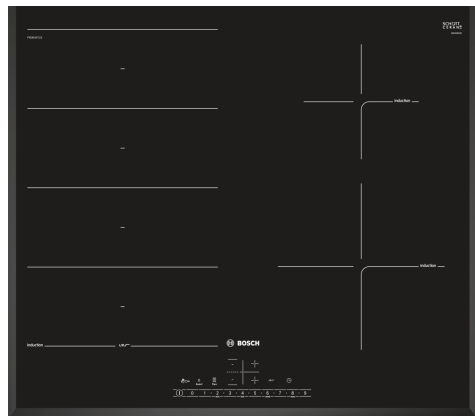


Series 6, Flex induction cooktop, 60 cm, Black, PXE651FC1E



HEZ390011 Stainless Steel roaster with glas lid, HEZ390012 Steaming Rack for Stainless Steel roaste, HEZ390090 Wok Set consisting of 3 Items, HEZ390210 System pan diameter 15 cm, HEZ390512 Teppan Yaki (large), HEZ390522 Griddle Plate, HEZ9ES100 Espresso maker 4 cups, HEZ9FE280 Iron pan Ø 18 / 28 cm, HEZ9FF010 Flex Pan, large, HEZ9FF030 Flex Pan set, 3 pcs., HEZ9FF040 Flex Pan set, 4 pcs., HEZ9SE040 4 pieces Set, HEZ9SE060 6 pieces Set, HEZ9TY010 Teppan Yaki, HZ390011 Stainless Steel roaster with glas lid

The FlexInduction cooktop: you can place multiple pots and pans or large cookware anywhere on the flexible cooking zone.

- **DirectSelect:** Direct, simple selection of the desired cooking zone, power and additional functions.
- **FlexInduction:** more flexibility on your cooktop for large pots and pans.
- **PerfectFry:** no more worrying about scorching heat.
- **Power Boost:** up to 35% faster heating compared to highest power level.
- **Restart:** restores cooktop settings in case of an unintentional cooktop switch-off.

Product name/family: Cooking zone ceramic
 Built-in / Free-standing: Built-in
 Energy input: Electric
 Total number of positions that can be used at the same time: 4
 Min. required niche size for installation (HxWxD): 51 x 560-560 x 490-500 mm
 Width of the appliance: 592 mm
 Dimensions (HxWxD): 51x592x522 mm
 Dimensions of the packed product (HxWxD): 126 x 753 x 603 mm
 Net weight: 13.1 kg
 Gross weight: 15.3 kg
 Residual heat indicator: separate
 Location of control panel: Front
 Basic surface material: Ceramic glass
 Color of surface: Black
 Length electrical supply cord: 110.0 cm
 EAN code: 4242002848822
 Voltage: 220-240 V
 Frequency: 60; 50 Hz



Series 6, Flex induction cooktop, 60 cm, Black, PXE651FC1E

- Min. worktop thickness: 16 mm
- Connected load: 7.4 KW
- Power cord: 1.1 m, Cable included

The FlexInduction cooktop: you can place multiple pots and pans or large cookware anywhere on the flexible cooking zone.

- 60 cm Cooktop Induction: space for 4 pots or pans.

Flexibility of cooking zones

- FlexInduction Zone: use cookware of any shape or size anywhere within the 40cm long zone.
- Cooking zone front left: 240 mm, 200 mm, 2.2 KW (max. power 3.7 KW)
- Cooking zone rear left: 240 mm, 200 mm, 2.2 KW (max. power 3.7 KW)
- Cooking zone rear right: 145 mm, 1.4 KW (max power 2.2 KW)
- Cooking zone front right: 210 mm, 2.2 KW (max. power 3.7 KW)

Usage convenience

- Direct Select 1.0 Touch Control: effortlessly change the power with the imprinted touch bar.
- 17 power levels for each cooking zone: precisely adapt the heat with 17 power levels (9 main levels and 8 intermediate levels).
- Timer with automatic switch off for all zones: switches off the cooking zone at the end of the time set (e.g. for boiled eggs).
- Alarm: an alarm sounds at the end of the time set (e.g. for pasta).

Time saving & efficiency

- PowerBoost function - reduce the time to heat up large quantities of water: boil water faster with up to 50% more energy than at the highest standard level.
- QuickStart - Quick and automatic first pot detection: when switching on, the cooktop automatically selects the cooking zone with cookware on it.
- ReStart - Quickly reinstates previous settings: in case of unintentional switch-off, restore all previous settings by switching on the cooktop again within 4 seconds.

Cooking assistance

- with 4 temperature levels and 9 automatic frying programs

Design

- Frameless with bevelled front & side edges

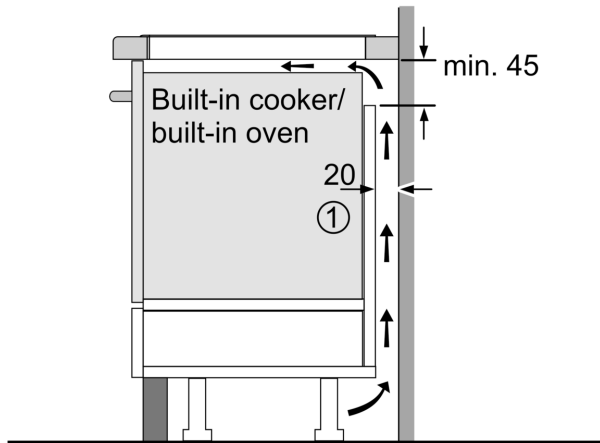
Safety

- Digital 2-stage residual heat indicator: indicates which cooking zones are still hot or warm.
- Childproof lock: prevent unintended activation of the cooktop.
- WipeProtection: wipe overboiled liquids without unintentionally changing settings (blocking all touch buttons for 30 seconds).
- Main switch: switch off all cooking zones at the touch of a button.
- Automatic safety switch-off: for safety reasons, heating stops after a preset time without interaction.
- Energy consumption display: shows the electricity consumption of the last cooking process.

Installation

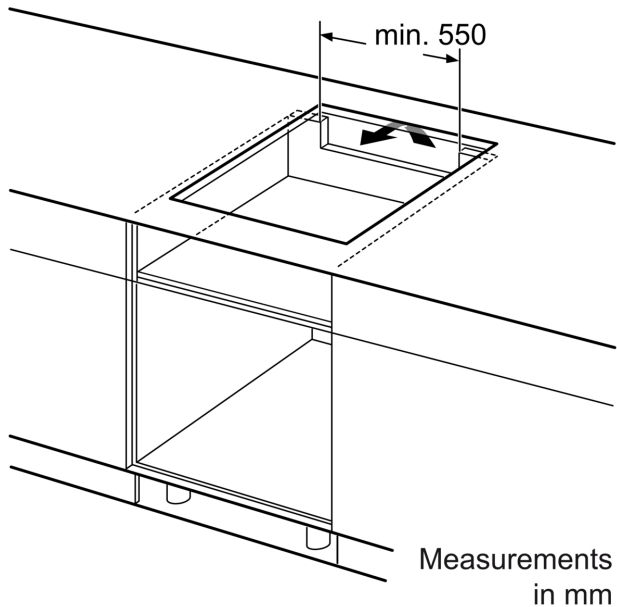
- Dimensions of the product (HxWxD mm): 51 x 592 x 522
- Required niche size for installation (HxWxD mm) : 51 x 560 x (490 - 500)

Series 6, Flex induction cooktop, 60 cm, Black, PXE651FC1E

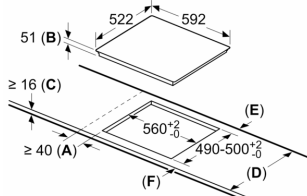


① Ventilation gap must be present

All measurements in mm



measurements in mm



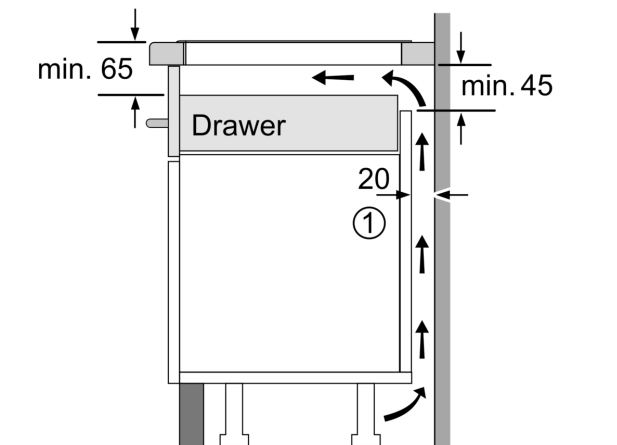
A: Minimum distance from the hob cut-out to the wall.

B: Recessed depth

C: The clearance between the surface of the worktop and the top of the front of the oven must be 30 mm. See space requirements for the oven.

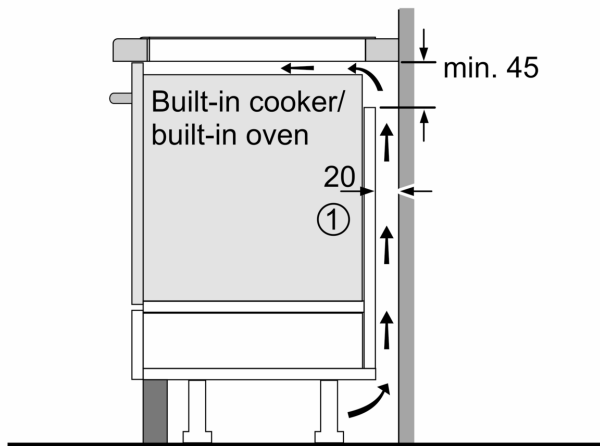
The worktop into which the hob is installed must withstand loads of approx. 60 kg; suitable substructures must be used if required.

D	E	F
585-600	50	≥ 35
> 600	≥ 50	≥ 50



① Ventilation gap must be present.

Measurements in mm



①
Ventilation gap must
be present

All measurements in mm